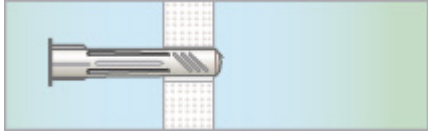
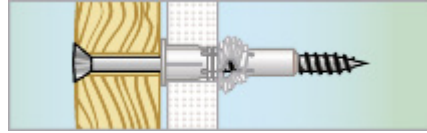


SCREW WITH UNIVERSAL PLUG

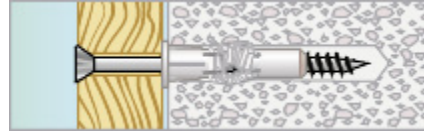
Mounting



1. Drill a hole, according to the tabel below. Push the plug into the material.



2. Complete installation in board materials. Note! do not over-tighten the screw.



3. Complete installation in porous and solid materials. The size of the ball depends on the hardness of the material.

Technical data

Dimension	Drill diameter Ø mm	Screw diameter Ø mm
5x30	5	3-3,5
6x35	6	4-4,5
8x50	8	5-6
10x60	10	6-8