



ENVIRONMENTAL PRODUCT DECLARATION

in accordance with ISO 14025, ISO 21930 and EN 15804


Owner of the declaration:	Lindab Profil AB
Program operator:	The Norwegian EPD Foundation
Publisher:	The Norwegian EPD Foundation
Declaration number:	NEPD-2269-1037-EN
Registration number:	NEPD-2269-1037-EN
ECO Platform reference number:	-
Issue date:	29.06.2020
Valid to:	29.06.2025

Lindab Construline

Lindab Profil AB



www.epd-norge.no



General information

Product:

Lindab Construline

Program operator:

The Norwegian EPD Foundation
Pb. 5250 Majorstuen, 0303 Oslo
Phone: +47 23 08 80 00
e-mail: post@epd-norge.no

Declaration number:

NEPD-2269-1037-EN

ECO Platform reference number:

This declaration is based on Product Category Rules:

CEN Standard EN 15804:2012+A1:2013 serves as core PCR
NPCR 013:2019 Part B for Steel and aluminium construction
products

Statement of liability:

The owner of the declaration shall be liable for the underlying
information and evidence. EPD Norway shall not be liable with
respect to manufacturer information, life cycle assessment data
and evidences.

Declared unit:

1 kg Lindab Construline

Declared unit with option:

A1,A2,A3,A4,A5,C2,C3,C4,D

Functional unit:

Verification:

Independent verification of data, other environmental information
and the declaration according to ISO 14025:2010, § 8.1.3 and §
8.1.4

External

Third party verifier:

Sign



Fredrik Moltu Johnsen

(Independent verifier approved by EPD Norway)

Owner of the declaration:

Lindab Profil AB
Contact person: Lina Hedvall
Phone: +46 (431) 85132
e-mail: lina.hedvall@lindab.com

Manufacturer:

Lindab Profil AB

Place of production:

Lindab Profil Förslöv

Management system:

SE006902-1 ISO 9001:2015 SE006898-1 ISO 14001:2015

Organisation no:

556247-2273

Issue date:

29.06.2020

Valid to:

29.06.2025

Year of study:

2020

Comparability:

EPD of construction products may not be comparable if they not
comply with EN 15804 and seen in a building context.

Author of the Life Cycle Assessment:


The declaration is developed using eEPD v4.0 from LCA.no
Approval:
Company specific data are:

Collected/registered by: Carina Petersson

Internal verification by: Lina Hedvall

Approved:

Sign



Håkon Hauan
Managing Director of EPD-Norway

Product

Product description:

Lindabs beams, battens, studs and runners are manufactured from hot dip galvanized steel with different surface treatment in order to obtain requested corrosion protection properties. The products connected to these systems are primarily used as a base or framework in the construction of interior walls, exterior walls and ceilings. This EPD covers the zinc coated products.

Product specification

The steel grade used for this product is S350GD Z275 and FA Z100. The nominal thickness varies from 0,52 to 3,0mm depending on product and area of use.

Materials	%
Packaging	2,79
Steel	97,21

Technical data:

Declaration of Performance C-profiles :

<https://itsolution.lindab.com/lindabwebproductsdoc/pdf/documentator>

Declaration of Performance exterior and interior studs and runners :

<https://itsolution.lindab.com/lindabwebproductsdoc/pdf/documentator>

Declaration of Performance U-profiles :

<https://itsolution.lindab.com/lindabwebproductsdoc/pdf/documentator>

Declaration of Performance Z-profiles :

<https://itsolution.lindab.com/lindabwebproductsdoc/pdf/documentator>

Market:

The beams, battens, studs and runners are mainly sold in Scandinavia.

Reference service life, product

60 years

Reference service life, building

60 years

LCA: Calculation rules

Declared unit:

1 kg Lindab Construline

Cut-off criteria:

All major raw materials and all the essential energy is included. The production processes for raw materials and energy flows with very small amounts (less than 1%) are not included. These cut-off criteria do not apply for hazardous materials and substances.

Data quality:

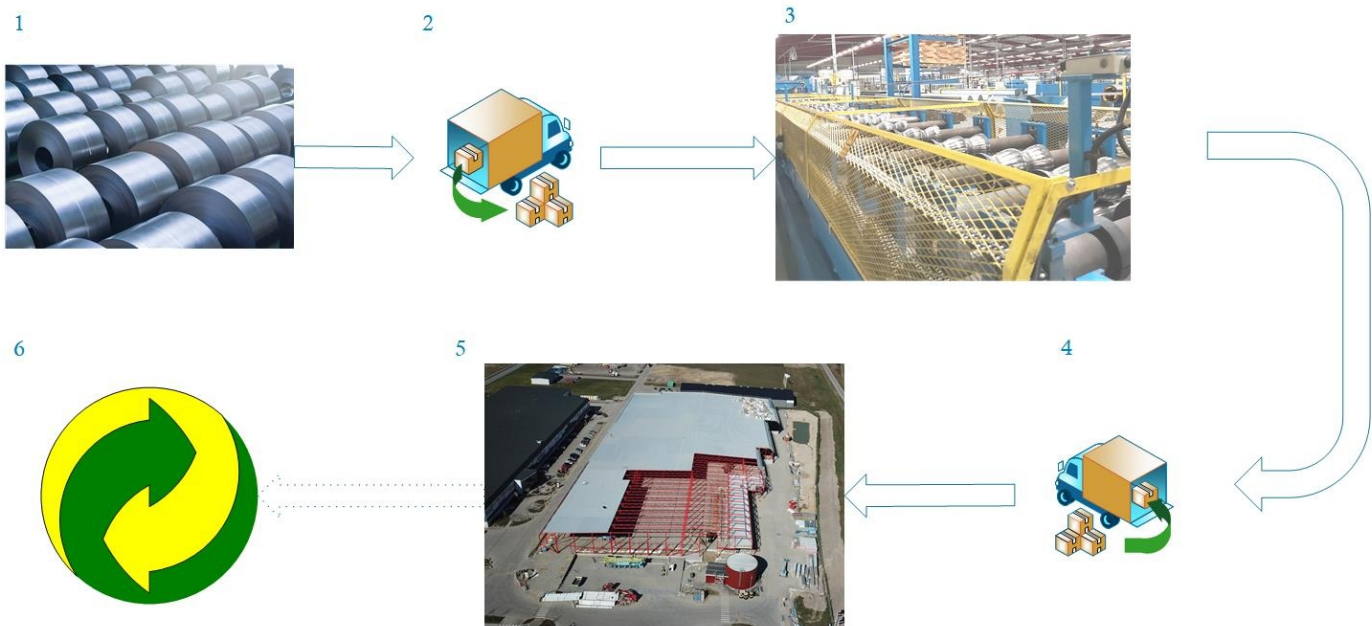
Specific data for the product composition are provided by the manufacturer. They represent the production of the declared product and were collected for EPD development in the year of study. Background data is based on registered EPDs according to EN 15804, Ostfold Research databases,ecoinvent and other LCA databases. The data quality of the raw materials in A1 is presented in the table below.

For A1-A4 the data is actual data or suggestions from the c-CPR. For the other modules conservative assumptions have been made.

Materials	Source	Data quality	Year
Steel	EPD-ARM-20170139-IBD1-EN	EPD	2017
Packaging	ecoinvent 3.5	Database	2018

System boundary:

Module A1-A5, C2-C4 and D is included in the analysis. That means everything except the usage stage and assembly. That is excluded since the product has very limited effect on the environment during this phase of its lifetime. C1 is excluded since the work method varies greatly between different projects and the energy consumption is negotiable from a life cycle perspective. For the same reason energy consumption during construction has been excluded.



The steel coils (1) are produced at the steel manufacturer and transported to Lindab Profil Förslöv by truck (2). The Construline products are produced in a roll forming machine or a press-brake (3). The production is mainly a pull system (produced to customer order) to reduce waste in all parts of the life cycle. Transport to customers are done by truck (4) to the building site where the customer assemble the product (5). The usage phase is excluded in this EPD, this is why the next step is demolition and recycling (6).

Additional technical information:

LCA: Scenarios and additional technical information

The following information describe the scenarios in the different modules of the EPD.

The after life scenario assumes 100% recycling of steel. The same energy consumption has been assumed for assembly and deconstruction. During assembly no scrap has been assumed since the product is custom made in the right dimensions for each construction.

Transport from production place to user (A4)

Type	Capacity utilisation (incl. return) %	Type of vehicle	Distance km	Fuel/Energy consumption	Unit	Value (l/t)
Truck	38,8 %	Truck, lorry 16-32 tonnes, EURO 5	300	0,044606	l/tkm	13,38
Railway					l/tkm	
Boat					l/tkm	
Other Transportation					l/tkm	

Assembly (A5)

	Unit	Value
Auxiliary	kg	
Water consumption	m ³	
Electricity consumption	kWh	
Other energy carriers	MJ	
Material loss	kg	
Output materials from waste treatment	kg	0,0300
Dust in the air	kg	
VOC emissions	kg	

End of Life (C1, C3, C4)

	Unit	Value
Hazardous waste disposed	kg	
Collected as mixed construction waste	kg	
Reuse	kg	
Recycling	kg	1,0000
Energy recovery	kg	
To landfill	kg	

Transport to waste processing (C2)

Type	Capacity utilisation (incl. return) %	Type of vehicle	Distance km	Fuel/Energy consumption	Unit	Value (l/t)
Truck	38,8 %	Truck, lorry 16-32 tonnes, EURO 5	100	0,044606	l/tkm	4,46
Railway					l/tkm	
Boat					l/tkm	
Other Transportation					l/tkm	

..

Benefits and loads beyond the system boundaries (D)

	Unit	Value
Substitution of primary construction steel, with net scrap steel (kg)	kg/DU	0,92

LCA: Results

System boundaries (X=included, MND=module not declared, MNR=module not relevant)

Product stage					Construction installation stage	User stage							End of life stage			Beyond the system boundaries
Raw materials	Transport	Manufacturing	Transport	Assembly	Use	Maintenance	Repair	Replacement	Refurbishment	Operational energy use	Operational water use	De-construction demolition	Transport	Waste processing	Disposal	Reuse-Recovery-Recycling-potential
A1	A2	A3	A4	A5	B1	B2	B3	B4	B5	B6	B7	C1	C2	C3	C4	D
X	X	X	X	X	MNR	MNR	MNR	MNR	MNR	MNR	MNR	MNR	X	X	X	X

Environmental impact

Parameter	Unit	A1-A3	A4	A5	C2	C3	C4	D
GWP	kg CO ₂ -eq	2,79E+00	4,88E-02	9,80E-04	1,63E-02	2,00E-04	0	-1,54E+00
ODP	kg CFC11 -eq	1,15E-08	9,00E-09	1,12E-10	3,00E-09	2,20E-11	0	-6,34E-08
POCP	kg C ₂ H ₄ -eq	8,02E-04	7,95E-06	2,00E-07	2,65E-06	5,48E-08	0	-1,07E-03
AP	kg SO ₂ -eq	5,39E-03	1,56E-04	5,13E-06	5,19E-05	1,25E-06	0	-6,87E-03
EP	kg PO ₄ ³⁻ -eq	5,69E-04	2,58E-05	1,32E-06	8,61E-06	1,92E-07	0	-2,29E-03
ADPM	kg Sb -eq	1,45E-04	1,49E-07	1,72E-09	4,96E-08	1,50E-11	0	-2,97E-05
ADPE	MJ	2,54E+01	7,35E-01	1,17E-02	2,45E-01	1,86E-03	0	-1,45E+01

GWP Global warming potential; ODP Depletion potential of the stratospheric ozone layer; POCP Formation potential of tropospheric photochemical oxidants; AP Acidification potential of land and water; EP Eutrophication potential; ADPM Abiotic depletion potential for non fossil resources; ADPE Abiotic depletion potential for fossil resources

Reading example: 9,0 E-03 = 9,0*10⁻³ = 0,009

*INA Indicator Not Assessed

Resource use

Parameter	Unit	A1-A3	A4	A5	C2	C3	C4	D
RPEE	MJ	2,43E+00	1,07E-02	2,69E-01	3,57E-03	1,55E-02	0	-1,30E+00
RPEM	MJ	4,23E-01	0,00E+00	0,00E+00	0,00E+00	0,00E+00	0	0,00E+00
TPE	MJ	2,85E+00	1,07E-02	2,69E-01	3,57E-03	1,55E-02	0	-1,30E+00
NRPE	MJ	2,75E+01	7,53E-01	1,28E-02	2,51E-01	2,50E-03	0	-1,37E+01
NRPM	MJ	0,00E+00	0,00E+00	0,00E+00	0,00E+00	0,00E+00	0	0,00E+00
TRPE	MJ	2,75E+01	7,53E-01	1,28E-02	2,51E-01	2,50E-03	0	-1,37E+01
SM	kg	8,38E-02	0,00E+00	0,00E+00	0,00E+00	0,00E+00	0	0,00E+00
RSF	MJ	5,68E-04	0,00E+00	0,00E+00	0,00E+00	0,00E+00	0	0,00E+00
NRSF	MJ	0,00E+00	0,00E+00	0,00E+00	0,00E+00	0,00E+00	0	0,00E+00
W	m ³	9,00E-03	1,41E-04	7,17E-06	4,70E-05	1,03E-06	0	-9,40E-03

RPEE Renewable primary energy resources used as energy carrier; RPEM Renewable primary energy resources used as raw materials; TPE Total use of renewable primary energy resources; NRPE Non renewable primary energy resources used as energy carrier; NRPM Non renewable primary energy resources used as materials; TRPE Total use of non renewable primary energy resources; SM Use of secondary materials; RSF Use of renewable secondary fuels; NRSF Use of non renewable secondary fuels; W Use of net fresh water

Reading example: 9,0 E-03 = 9,0*10⁻³ = 0,009

*INA Indicator Not Assessed

End of life - Waste

Parameter	Unit	A1-A3	A4	A5	C2	C3	C4	D
HW	kg	1,50E-03	4,40E-07	1,51E-08	1,47E-07	6,18E-09	0	-1,33E-04
NHW	kg	8,57E-02	3,96E-02	9,15E-04	1,32E-02	1,90E-04	0	-2,64E+00
RW	kg	INA*	INA*	INA*	INA*	INA*	0	INA*

HW Hazardous waste disposed; NHW Non hazardous waste disposed; RW Radioactive waste disposed

Reading example: 9,0 E-03 = 9,0*10⁻³ = 0,009

*INA Indicator Not Assessed

End of life - Output flow

Parameter	Unit	A1-A3	A4	A5	C2	C3	C4	D
CR	kg	0,00E+00	0,00E+00	0,00E+00	0,00E+00	0,00E+00	0	0,00E+00
MR	kg	4,70E-02	0,00E+00	1,08E-02	0,00E+00	0,00E+00	0	0,00E+00
MER	kg	0,00E+00	0,00E+00	0,00E+00	0,00E+00	0,00E+00	0	0,00E+00
EEE	MJ	INA*	INA*	INA*	INA*	INA*	0	INA*
ETE	MJ	INA*	INA*	INA*	INA*	INA*	0	INA*

CR Components for reuse; MR Materials for recycling; MER Materials for energy recovery; EEE Exported electric energy; ETE Exported thermal energy

Reading example: 9,0 E-03 = 9,0*10⁻³ = 0,009

*INA Indicator Not Assessed

Additional Norwegian requirements

Greenhouse gas emissions from the use of electricity in the manufacturing phase

National production mix from import, low voltage (production of transmission lines, in addition to direct emissions and losses in grid) of applied electricity for the manufacturing process (A3).

Electricity mix	Data source	Amount	Unit
El-mix, Sweden (kWh)	ecoinvent 3.4 Alloc Rec	42,67	g CO ₂ -ekv/kWh

Dangerous substances

The product contains no substances given by the REACH Candidate list or the Norwegian priority list.





Indoor environment

The product has no effect on the Indoor Environment.

Bibliography

- ISO 14025:2010 Environmental labels and declarations - Type III environmental declarations - Principles and procedures.
 ISO 14044:2006 Environmental management - Life cycle assessment - Requirements and guidelines.
 EN 15804:2012+A1:2013 Environmental product declaration - Core rules for the product category of construction products.
 ISO 21930:2017 Sustainability in buildings and civil engineering works - Core rules for environmental product declarations of construction products.
 ecoinvent v3, Allocation, cut-off by classification, Swiss Centre of Life Cycle Inventories.
 Iversen et al., (2018) eEPD v3.0 - Background information for EPD generator system. LCA.no report number 04.18.
 Vold et al., (2019) EPD generator for Norsk Stålforbund - Background information and LCA data, LCA.no report number 09.19.
 NPCR Part A : Construction products and services. Ver. 1.0. April 2017, EPD-Norge.
 NPCR 013 Part B for steel and aluminium construction products. Ver. 3.0 April 2019, EPD-Norge.

Bucht & Korhonen, Communication and knowledge for decreased energy consumption during the production phase, 2018, Jönköping University

 epd-norge.no The Norwegian EPD Foundation	Program operator and publisher The Norwegian EPD Foundation Post Box 5250 Majorstuen, 0303 Oslo 0303 Oslo Norway	Phone: +47 23 08 80 00 e-mail: post@epd-norge.no web: www.epd-norge.no
	Owner of the declaration Lindab Profil AB Vistorpsvägen 56 269 71 Förslöv	Phone: +46 (431) 85132 Fax: e-mail: lina.hedvall@lindab.com web: www.lindab.se
	Author of the Life Cycle Assessment LCA.no AS Dokka 1C 1671 Kråkerøy	Phone: +47 916 50 916 Fax: e-mail: post@lca.no web: www.lca.no
	Developer of EPD generator LCA.no AS Dokka 1C 1671 Kråkerøy	Phone: +47 916 50 916 e-mail: post@lca.no web: www.lca.no